



# Evaluation of combined and sole effect of application of gypsum and compost for soil salinity management at small scale irrigation farm in Dugda District of East Shewa Zone, Oromia, Ethiopia

**Kasahun Kitila**✉, **Abay Chala**

Adami Tulu Agricultural Research Center, Batu, Ethiopia

✉ **Corresponding author**

Adami Tulu Agricultural Research Center,  
Batu, Ethiopia,  
Email: [kiyafenu@gmail.com](mailto:kiyafenu@gmail.com)

**Article History**

Received: 08 October 2019  
Accepted: 28 November 2019  
Published: January 2020

**Citation**

Kasahun Kitila, Abay Chala. Evaluation of combined and sole effect of application of gypsum and compost for soil salinity management at small scale irrigation farm in Dugda District of East Shewa Zone, Oromia, Ethiopia. *Discovery Agriculture*, 2020, 6(15), 19-29

**Publication License**



This work is licensed under a Creative Commons Attribution 4.0 International License.

**General Note**



Article is recommended to print as color version in recycled paper. *Save Trees, Save Nature.*

## ABSTRACT

This experiment was conducted in Dugda district of East Shoa Zone of Oromia, Ethiopia from 2018 to 2019 with the aim to evaluate the effect of sole and integrated application of Gypsum ( $\text{CaSO}_4 \cdot \text{H}_2\text{O}$ ) and compost as soil salinity amendment. Onion variety (Adama red), the most commonly produced crop by farmers, was used as the test crop. Three levels of compost (0, 2.5, 5ton/ha) and three levels of Gypsum (0, 50%, 100%Gypsum requirement (GR)) were factorial combined and arranged in RCBD design with three replications having an area of 3m $\times$ 4m plot each. It was identified that the integration of 100%GR and 5ton/ha compost produced economically optimum yield (320Q/ha). The effect of Gypsum integrated with compost in reducing soil sodicity indicators such as ESP(exchangeable sodium percentage),  $\text{Na}^+$  concentration, and EC were highly significant ( $p < 0.05$ ). Sole application of Gypsum was also significantly affect ( $p < 0.05$ ) the level of ESP,  $\text{Na}^+$ ,  $\text{Ca}^{2+}$  and EC. ESP is very high at the control treatment (40.7 meq/100g) and showed a decreasing trend from 25.12-12.97 meq/100g as the level of Gypsum requirement increases from 50% to 100%. The main effect of compost significantly affected ( $p < 0.05$ ) the level of pH showing a decreasing trend (8.62-7.41) as the level of compost was increased from 2.5-5ton/ha. Crop yield was increasing as the level of compost and gypsum application level were increasing indicating that both materials are very determinant for improvement of production and productivity of land affected by salinity problem. Therefore, considering its economical importance and positive effect in soil salinity amendment potential, the results of the study indicated that 100% GR integrated with 5ton/ha compost as the best strategy in reclamation of salt affected soil.

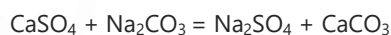
**Keywords:** Soil salinity, Application, Gypsum, Compost, Reclamation, small scale Irrigation

## 1. INTRODUCTION

In many areas of the world, salinity is one of the principal environmental causes of soil degradation, and consequently, a source of reduction in the biomass (Tejedor et al., 2003; André et al., 2004; Warrick 2004). According to certain estimates, approximately 7% of soils all over the world suffer from this phenomenon (Ziad et al., 2004, Jassogne et al., 2006). These types of soils appear mainly in arid and semi-arid areas where precipitations are insufficient to drain the soluble salts contained in the soil profile (Caitlin, 2003). Salinity affects agricultural soils by destabilizing their structure, affecting microbial life with consequent declines in porosity. It also affects plants by decreasing the available water for plant growth, reducing mineral uptake and causing physiological stress.

In Ethiopia, soil salinity is the major problems in irrigated areas of arid and semi-arid region where there is a high evapotranspiration rate in relation to precipitation (Tenalem, 2008). According to Sissay (2003), in Ethiopia, about 9% of the population lives in the areas affected by salinity. This study also revealed that about 44 million ha (36% of the country's total land areas) are potentially susceptible to salinity problems. In addition, it was reported that in Ethiopia, there are over 11 million hectares of unproductive naturally salt affected wastelands (Tadelle, 2003). The rift valley of Ethiopia is one of the regions where soil salinity problem is highly pronounced due to higher evapo-transpiration rates in relation to precipitation in the region (Tamire, 2004). Small-scale irrigation activities are very common in mid rift valley areas for addressing chronic food security vulnerability in the rural communities to which they have been providing relief assistance for decades. However, In the rift valley areas of Ethiopia, an expansion of irrigated agriculture is greatly contributing to the build up and spread of salinity problems. According to the study by Kasahun et al. (2015), about 75% of the farmers in Dugda, Lume and Bora districts have been using ground water for irrigation that were found sodic based on FAO classification of salt affected soil and water. This study revealed that  $\text{pH} > 8.5$ ,  $\text{EC} < 4\text{ds/m}$ , and  $\text{ESP} > 31$  in these districts at the farmers who have been using ground water as source of irrigation.

Soil salinity management interventions usually vary from place to place depending on the availability of the materials and awareness on soil salinity management practices. In Egypt, Gypsum is commonly used for the reclamation of saline-sodic and sodic soils to remove the  $\text{Na}^+$  from the soil columns to form neutral salt  $\text{NaSO}_4$  (Mohamed et al., 2012).



The addition of organic material in to salt affected soil has been successful in improving soil properties of sodic soils (Dalal, et al., 2009). However, the effectiveness of integration of both organic material and Gypsum for soil salinity treatment was not identified. Therefore, this trial was conducted to evaluate the effect of sole and integration of gypsum and compost for soil salinity reclamation, and to determine the best combination of soil salinity reclamation materials for the small scale irrigation farmers.

## 2. MATERIAL AND METHODS

The study was conducted in Dugda District of East Shewa Zone of Oromia where small scale irrigation is the main economic activity for many farmers. The district is generally characterized by dry low land agro-climate with the altitude ranging from 1576-1750

m.a.s.l. The rainfall pattern is erratic, insignificant mean monthly precipitation and higher potential evapo-transpiration as compared with precipitation. Mean daily temperature is 25°C during the rainy season. Sandy loam is the dominant soil texture identified during the soil salinity assessment and characterization (Kasahun et al., 2015). As far as vegetation is concerned, mid rift valley in general and Dugda district in particular is characterized by scattered acacia wood lands.

### Farmers Selection and Treatments

Two farmers who are using ground water for irrigation were purposively selected depending on their interest for evaluation of different soil salinity management interventions. In this trial three levels of Gypsum requirement (0, 2 and 4t/ha) were factorial combined with three levels of compost (0, 2.5, and 5t/ha). The level of Gypsum requirement was determined by the initial level of CEC, ESP initial, plan of ESP at final and 1.72t Gypsum which is the amount of Gypsum required to reduce a unit of sodium in the soil (Mohamed, 2012).

Therefore, Average CEC at initial was 13 meq/100gm, ESP initial = 30%, ESP final (required to be reached by reclamation) = 10%  
 GR (Gypsum requirement) =  $(ESP_i - ESP_f) / 100 * CEC * 1.72 \text{ton} = (30 - 10) / 100 * 13 * 1.72 = 4 \text{ton/ha}$

The level of compost was determined based on the amount of nitrogen fertilizer that the farmers are currently applying and the quality of conventional compost in terms of total nitrogen content. Accordingly, on average the farmers were using 100kg urea (46kg N/ha) for onion. The quality of compost was determined after laboratory analysis; accordingly, it contained 1% total nitrogen. Therefore, about 4.6ton which is nearly 5ton/ha compost can supply or substitute 46kg N (100kg urea). About 200kg/ha NPS was used based on the farmers practice that was applied uniformly for all plots at all trial sites.

### Treatment

Control (without compost and gypsum)

2.5 ton/ha Compost

5t/ha Compost

50%GR

100%GR

2.5t/ha Compost+50%GR

2.5t/ha Compost +100%GR

5t/ha Compost +50%GR

5t/ha Compost+100%GR

Onion variety (Adama red), which is one of the major vegetable crops produced by the farmers in the area, is used as the test crop. The treatments were replicated three times having 12m<sup>2</sup> (3m\*4m) area for each plot and arranged using RCBD. Site management (weeding, pesticide application, monitoring and watering) was done uniformly for all plots and experimental sites

### Soil Sampling and Data Collection

Soil samples were collected from each plot before application and after harvesting to the depth of 20cm and were sent to soil laboratory for soil physiochemical analysis. The extent of salinity before and after intervention were identified based on four main parameters such as EC (electrical conductivity), pH, ESP (exchangeable sodium percentage), SAR (sodium adsorption ratio) because these values are used in the guidelines for classification of salt affected soil by different authors and organizations (FAO, 1988; Qadir & Schubert, 2002; Gonzalez et al., 2004). In addition, soluble cations such as CEC, Calcium, Magnesium, Sodium, and Potassium were analyzed. Crop yield was also taken and recorded to evaluate the effect of the treatments on total onion yield.

**Table 1** Guidelines for classification of salt affected soil and water (FAO, 1988)

Soil classification	EC DS/m	SAR	ESP	PH
Sodic	<4	>13	>15	>8.5
Saline	>4	<13	<15	<8.5
Saline sodic	>4	>13	>15	<8.5

Sodium percentage calculated as:

$$\text{ESP} = \frac{[\text{Na}^+]}{\text{CEC}} * 100$$

### Data Analysis

Data were analyzed using SAS 9.0 version; SPSS version 20 and R-software were used.

## 3. RESULTS AND DISCUSSION

### Main and Interaction Effect of Gypsum and Compost on Onion Yield

The main effect of compost significantly affected ( $p < 0.05$ ) crop yield and similarly, main effect of gypsum and its interaction with compost were significantly affected ( $p < 0.05$ ) the crop yield (Table 2). Maximum crop yield (320.61Q/ha) was obtained from 5ton/ha compost combined with 4ton/ha Gypsum followed by 2.5ton/ha compost combined with 4t/ha gypsum (300.4Q/ha) (Figure1 & Table 2).

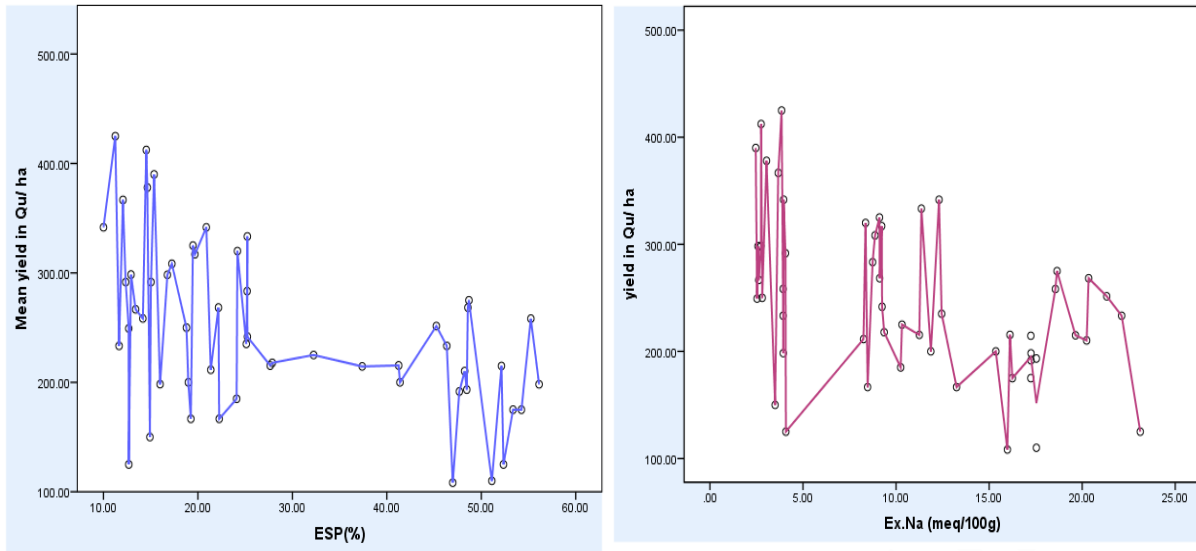
**Table 2** Effect of compost integrated with Gypsum on onion yield

No.	Treatment	Mean yield Q/ha	Std. Error	Minimum (Q/ha)	Maximum (Q/ha)
	Control	217.75 <sup>f</sup>	22.59	110.00	258.22
	2.5 ton/ha Compost	225.05 <sup>f</sup>	12.96	166.66	241.66
	5t/ha Compost	253.74 <sup>de</sup>	12.42	125.00	298.23
	50%GR (2ton/ha)	243.01 <sup>e</sup>	29.89	108.33	251.42
	100%GR (4ton/ha)	260.55 <sup>d</sup>	14.25	191.66	275.00
	2.5t/ha Compost+50%GR	276.01 <sup>c</sup>	13.55	200.00	283.33
	2.5t/ha Compost +100%GR	300.4 <sup>b</sup>	4.86	308.33	341.66
	5t/ha Compost +50%GR	295.55 <sup>b</sup>	10.15	233.33	298.45
	5t/ha Compost+100%GR	320.61 <sup>a</sup>	12.4280	341.667	425.000
	LSD	15.65			
	P-value	<0.0001			
	CV	16.85			

Other similar studies by Joachim et al. (2007) and Hanay et al., (2004), indicated that integrated application of gypsum and compost on salt affected soil significantly increased maize yield in Tanzania for two consecutive years. Gypsum and compost applications to paddy saline soil is an effective remediation procedure not only in terms of improving the physical, chemical and biological properties of the soil but also used to enhance the growth and development of rice crops prior to grain harvesting (Mitchell et al., 2000; Hanay et al., 2004; Tejada et al., 2006; Wong et al., 2009). On the other hand, a sole application of compost is ineffective in remediating saline soil (Amanullah, 2008; Qadir et al., 2008).

### Effect of Gypsum and Compost Interaction on Soil Salinity Management

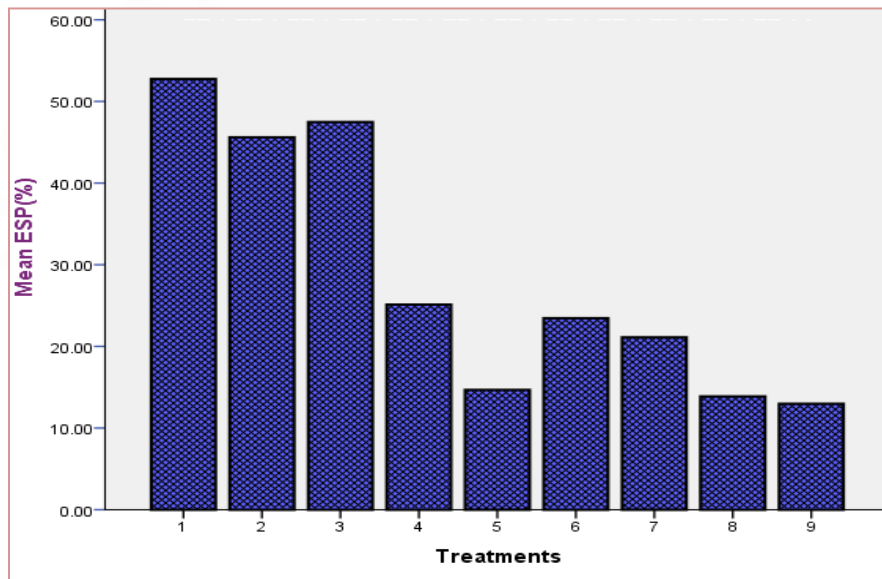
Sodicity is measured by calculating the exchangeable sodium percentage (ESP) and/or the sodium adsorption ratio (SAR). ESP is the percentage of soil exchange sites occupied by  $\text{Na}^+$ , and is calculated by dividing the concentration of  $\text{Na}^+$  cations by the total cation exchange capacity (Qadir et al., 2008). Exchangeable sodium percentage was highly significantly different ( $p < 0.05$ ) among the treatments. ESP was very high at the control treatment (40.7 meq/100g) where there was no application of Gypsum and compost as compared with other treatments. ESP value showed a decreasing trend from 25.12-12.97 meq/100g as the level of Gypsum requirement increases from 50% to 100% (Table 3). However, the main effect of compost did not significantly affect ( $p < 0.05$ ) the ESP in the first three treatments that received 0, 2.5 and 5t/ha compost. Main effect of gypsum and its interaction with compost were significant ( $p < 0.05$ ) for the ESP (Table 3). As the levels of gypsum requirement (GR) and compost increased, the levels of ESP were decreasing indicating that application of gypsum integrated with compost could be used to reduce the soil salinity problem associated with high concentration of sodium in the soil (Figure 3). The effect of ESP on crop yield also indicated that as the level of sodium concentration in the soil (ESP) increases, the onion yield showed a decreasing trend indicating that high sodium concentration in the soil was a problem to onion production (Figures1 & 2).



**Figures1&2** Effect of ESP and Exchangeable sodium on Onion yield

**Treatments**

- Control
- 2.5 ton/ha Compost
- 5t/ha Compost
- 50%GR (2ton/ha)
- 100%GR (4ton/ha)
- 2.5t/ha Compost+50%GR
- 2.5t/ha Compost + 100%GR
- 5t/ha Compost +50%GR
- 5t/ha Compost+100%GR

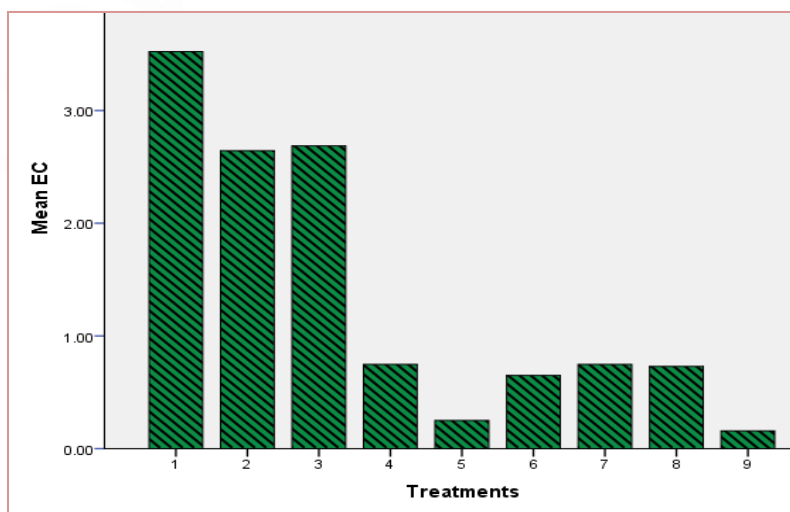


**Figure 3** Trends of ESP dynamics with the application of treatments

Reclaiming sodic and saline-sodic are done by replacing excess  $\text{Na}^+$  from the exchange site by another cation, namely  $\text{Ca}^{2+}$  or  $\text{Mg}^{2+}$ . This is done by adding an amendment that either directly or indirectly releases exchangeable  $\text{Ca}^{2+}$  or  $\text{Mg}^{2+}$ . Because  $\text{Ca}^{2+}$  and  $\text{Mg}^{2+}$  have a stronger charge than  $\text{Na}^+$ , they will replace  $\text{Na}^+$  on exchange sites, causing  $\text{Na}^+$  to be released to the soil solution and be susceptible to removal by leaching (Abbas et al., 2016). Other similar studies also indicated that use of gypsum integrated with organic material like water hyacinth compost and rice straw compost reduced ESP of saline-sodic soils as compared to their individual use (Mikanova et al., 2012; Shaaban et al., 2013). The result is also supported by previous findings that application of gypsum with organic amendments decreased the soil salinity and sodicity indicators related to high accumulation of sodium concentration in the soil (Nan et al., 2016; Qadir et al., 2017). Studies also indicated that application of 50% GR+ 20t ha<sup>-1</sup> compost at 20t/ha were successful to increase wheat yield by 219% over the control (Zaka et al., 2003, Mahdy, 2011). Beneficial effect of compost on crop growth and yield has been reported by many researchers (Islam et al., 2017). However, combination of chemical amendments (gypsum) with compost is more beneficial to cut short the reclamation period and for achieving rapid rehabilitation (Ameen et al., 2017).

**Table 3** Effect of compost and gypsum application on soil chemical properties

Treatment	pH	EC mmhos/cm	ESP (%)	Ca (me/100g)	Na(me/100g)
Control	8.62a	3.52a	40.74a	12.92c	18.99a
2.5 ton/ha Compost	8.40ab	2.64a	35.60a	12.67c	17.41a
5t/ha Compost	7.96c	2.69a	34.47a	11.91c	18.9a
50%GR	8.55a	0.75b	25.12b	21.08b	10.47b
100%GR	8.39ab	0.25c	14.67c	31.70a	3.23c
2.5t/ha Compost+50%GR	8.31ab	0.65b	23.45b	24.09a	9.97b
2.5t/ha Compost +100%GR	8.20ab	0.73b	13.88c	33.29a	3.35c
5t/ha Compost +50%GR	7.82bc	0.75b	21.12b	22.00b	9.87b
5t/ha Compost+100%GR	7.41c	0.16c	12.97c	34.60a	3.29c
LSD	1.2	0.46	6.54	15.35	3.12
P-value	<0.0001	<0.0001	<0.0001	<0.0001	<0.0001
CV	4.09	26.36	12.17	10.50	15.66



**Figure 4** Change in soil EC with the application of treatments

### Effect on Electrical Conductivity

Soil EC is very important parameter that indicates an overall estimate of soluble salts. It is of prime importance in water relation of plants as well as nutrient uptake (Munns et al., 2006). Electrical conductivity was highly significantly different ( $p < 0.05$ ) among the treatments. It was very high at the control treatment (3.52 mmhos/cm), where there was no application of gypsum and compost, as compared with other treatments. EC showed a decreasing trend from 3.52 mmhos/cm to 0.96 mmhos/cm as the levels of gypsum requirement was increasing from 50% to 100% (Table 3). The main effect of compost did not significantly affect ( $p < 0.05$ ) the levels of EC in the first three treatments. However, main effect of gypsum significantly affected ( $p < 0.05$ ) the levels of EC. Application of 5ton/ha compost integrated with 100%GR resulted in significantly lower EC (0.16 mmhos/cm) though not significantly different from sole application of 100% GR (0.25 mmhos/cm). Generally, EC showed the decreasing trend as the level of GR was increasing indicating that sole application of gypsum significantly reduced the electrical conductivity of the soil due to reduced concentration of dissolved sodium as a result of gypsum application. The amount of EC of the soil also depends on the concentration of sodium or exchangeable sodium percentage (ESP). The higher ESP of the soil is the higher EC (Figure 4).

### Treatments

Control

2.5 ton/ha Compost

5t/ha Compost

50%GR (2ton/ha)

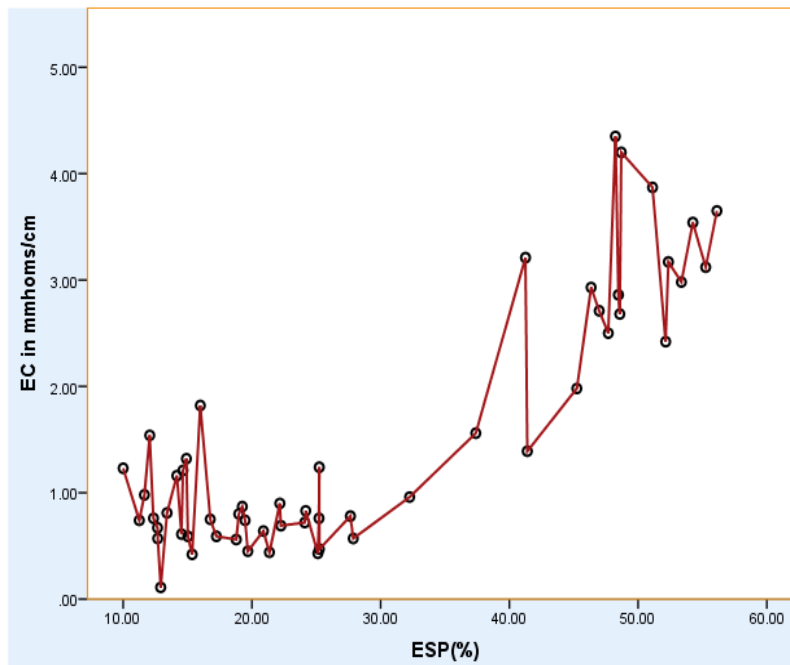
100%GR (4ton/ha)

2.5t/ha Compost+50%GR

2.5t/ha Compost +100%GR

5t/ha Compost +50%GR

5t/ha Compost+100%GR



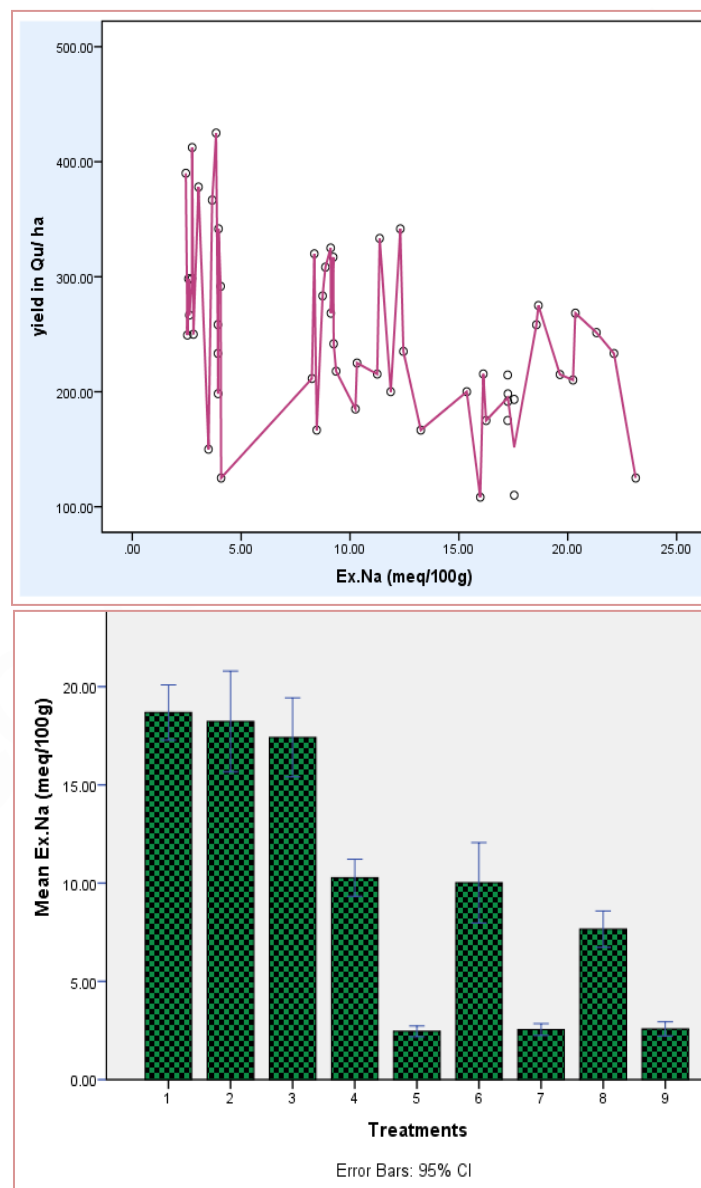
**Figure 5** The relationship between ESP and EC

The result was also highly complemented with the study by Muhammad et al. (2018) which indicated that EC of the soil reduced from  $8.52 \text{ dS m}^{-1}$  to  $3.0 \text{ dS m}^{-1}$  (critical limit  $4.0 \text{ dS m}^{-1}$ ) due to integrated application of gypsum application at 100 % GR plus compost at 5 ton/ha. The integrated application of compost and gypsum reduced EC by 31% as compared with sole application of compost (Niazi et al., 2001). The result suggested that combined ameliorants were superior to either one alone in their effect to

decrease EC. The reduction of EC might be due to leaching of soluble salts ( $\text{Na}^+$ ) into the drainage systems or into the deeper layers of the soil profile (Hanay et al., 2004) (figure 5).

### Effect on Soil pH

Soil pH was highly significantly different ( $p < 0.05$ ) among the treatments. pH was very high at the control treatment (8.62), where there was no application of gypsum and compost, as compared with other treatments (Figure 5). The main effect of compost significantly affected ( $p < 0.05$ ) the levels of soil pH. Soil pH showed a decreasing trend (8.62-7.41) as the level of compost was increased from 2.5-5ton/ha (Table 3). This is mainly due to the fact that application of compost can significantly reduce soil pH as a result of organic acids released during decomposition of compost (Abbas et al., 2016). Interactions of compost and gypsum application also significantly affected the levels of soil pH. However, main effect of gypsum was not significant for the levels of soil pH as the GR increased from 50-100%. This is mainly due to an increased in concentration of calcium from gypsum application has little influence in reducing soil pH as a result of high calcium carbonate content (Brady and Weil, 2002). Other similar studies also indicated that compost decreased pH by 9.5%, gypsum by 3.9%, pH was lowered by 14.7% when compost and gypsum were combined as compared with the control treatments (Niazi et al. (2001).



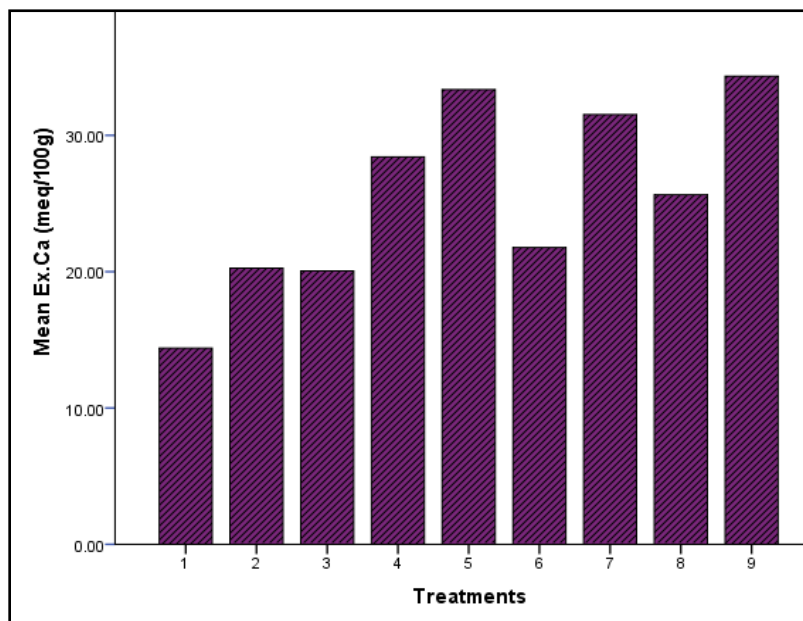
**Figure 6** Effect of Ex.Na on crop yield and its variation between the treatments



### Effect of Compost and Gypsum Application on Concentration of Sodium and Calcium

Sodium concentration was relatively very high (18.99 meq/gm soil) and highly significantly different ( $p < 0.05$ ) for the control treatment as compared with other treatments. It was very low (3.29 meq/gm soil) at treatment received 100% GR (Figure 6). The main effect of compost did not significantly affect ( $p < 0.05$ ) the levels of sodium concentration in the soil. However, interaction effect of gypsum with compost and main effect of gypsum were highly significant ( $p < 0.05$ ) for sodium concentration (Table 3). Crop yield also showed a decreasing trend as the amount of Ex. Na was decreasing (Figure 7).

Calcium concentration varied negatively with the sodium concentration in the soil. It was very low at the control treatment (12.92 meq/gm soil) where no gypsum and compost were applied. It was very high (34.60 meq/gm soil) at the treatment received 100% GR (Figure 7). The main effect of compost was not significant for the levels of calcium concentration. However, compost interaction with gypsum was significant ( $p < 0.05$ ) for the levels of calcium concentration in the soil. Similarly, the main effect of gypsum was highly significant ( $p < 0.05$ ) for calcium concentration (Table 3).



**Figure 7** Variation of calcium concentration among the treatments

#### Treatments

- Control
- 2.5 ton/ha Compost
- 5t/ha Compost
- 50%GR (2ton/ha)
- 100%GR (4ton/ha)
- 2.5t/ha Compost+50%GR
- 2.5t/ha Compost +100%GR
- 5t/ha Compost +50%GR
- 5t/ha Compost+100%GR

Similar studies by different authors also indicated that the increase in  $\text{Ca}^{2+}$  occurred due to direct application of gypsum (Wright et al., 2008). This  $\text{Ca}^{2+}$  replaced  $\text{Na}^+$  on exchange sites that was leached down during continuous irrigation so that there was net increase in Ca content and very high decrease in the amount of Na from the soil solution (El-Sanat et al., 2017).

#### Economic Analysis

The economic analysis was done to select the most economically important soil salinity amendments that were evaluated using detail field trial. Accordingly, the maximum net benefit (560,800Birr) was obtained by treatment 5t/ha Compost + 100%GR followed by 2.5t/ha Compost + 100%GR (528,480Birr) and 5t/ha Compost +50%GR eight (516,280Birr). The maximum yield advantages

(47.2%) followed by (38%) and (35.7%) were obtained from the mentioned treatments respectively compared with the control treatment. However, the lowest net benefit (370,980Birr) was obtained at the control treatment (Table 4). The net benefit showed an increasing trend as the level of compost and gypsum application was increasing. Similar studies by Wienhold and Trooien (2005) and Abdel-Fattah (2012) reported that gypsum ( $\text{CaSO}_4 \cdot 2\text{H}_2\text{O}$ ) amendment is the most economical amendment used on sodic soils.

**Table 4** Economic analysis for onion yield

Treatments	Mean yield in Q/ha	Input cost /ha (Birr)	Labor costs /ha (Birr)	Total variable cost/ha (Birr)	Market price of Onion/Q (Birr)	Gross income/ha In Birr	Net income/ha in	MRR (%)
Control	217.800	36500.00	28020.00	64520.00	2000.00	435500.00	370980.00	0.00
2.5 ton/ha Compost	225.10	36350.00	30520.00	66870.00	2000.00	450100.00	383230.00	18.31
5t/ha Compost	253.70	36200.00	33020.00	69220.00	2000.00	507480.00	438260.00	97.19
50% GR	243.00	42100.00	28020.00	70120.00	2000.00	486020.00	415900.00	64.06
100% GR	260.60	47700.00	28020.00	75720.00	2000.00	521100.00	445380.00	98.25
2.5t/ha Compost+50%GR	276.00	41950.00	30520.00	72470.00	2000.00	552020.00	479550.00	149.81
2.5t/ha Compost +100% GR	300.40	41800.00	30520.00	72320.00	2000.00	600800.00	528480.00	217.78
5t/ha Compost +50%GR	295.60	41800.00	33020.00	74820.00	2000.00	591100.00	516280.00	194.19
5t/ha Compost+100%GR	320.60	47400.00	33020.00	80420.00	2000.00	641220.00	560800.00	236.03

#### 4. CONCLUSIONS AND RECOMMENDATIONS

Soil and plant health can be adversely affected by the presence of excessive salts in soils. Understanding how salt-affected soils develop and identifying their characteristics is crucial to managing salt affected areas. Choosing which management techniques to employ to salt-affected soils will depend on the nature and extent of the problem, cost and available resources.

An effective reclamation procedure for saline-sodic soils is removal of undesirable  $\text{Na}^+$  concentration in the soil by application of some  $\text{Ca}^{2+}$  source like gypsum. Accordingly, the combination of compost + gypsum proved to be the best soil amendment for reducing soil pH, ESP and EC in these soils. In addition, with increasing rate of the application of gypsum and compost used in reclamation process, the more decrease in soil salinity. The finding derived for farmers and other beneficiaries from this study was that they could effectively reclaim their salt affected soils by applying gypsum at the full rate (100% GR) integrating it with compost (2.5 to 5ton/ha).

#### Acknowledgment

The authors are grateful to Agricultural Growth Program (AGP-II) for funding the project. The authors would also like to thank Adami Tulu Agricultural Research Center for providing materials and playing every facilitation role from the beginning to the end of the project. Finally, we would like to appreciate the contribution of field assistances, Abiti Bati, Jamal Qure, Abdo Oshe and Fayiso Debiso (the driver) for their strong effort in site management from land preparation to harvesting and data collection.

**Funding:** This study has not received any external funding.

**Conflict of Interest:** The authors declare that there are no conflicts of interests.

**Peer-review:** External peer-review was done through double-blind method.

**Data and materials availability:** All data associated with this study are present in the paper.

#### REFERENCE

1. Abbas G, Saqib M, Akhtar J, Murtaza G, Shahid M and Hussain A, 2016. Relationship between rhizosphere acidification and phytoremediation in two acacia species. *J. Soil Sediments*. 16 (4):1392–1399.

2. Abdel- Fattah MK, 2012. Role of gypsum and compost in reclaiming saline-sodic soils. *J. Agric. Vet. Sci.* 1(3): 30-38.
3. Amanullah MM, (2008). Response of lowland rice varieties to reclamation practices in coastal saline soils. *J Appl Sci Res* 4:871–874
4. Ameen A, Ahmad J and Raza S, 2017. Effect of compost and gypsum on rice crop production in saline soil. *Int. J. Adv. Sci. Res.* 3(08): 99-100.
5. André, D. De-A. N., José T. P., Joaquim Enéas-Filho, Claudivan, F. De- L., José V. S., Paulo Henrique Alves da Costa and Enéas Gomes-Filho .2004. Effects of salt stress on plant growth, stomatal response and solute accumulation of different maize genotypes, *Brazil Journal of Plant Physiology*, 16(1): 31-38
6. Brady, N. and R. Weil. 2002. *The Nature and Properties of Soils*, 13<sup>th</sup> Edition. Prentice Hall. Upper Saddle River, New Jersey. 960p.
7. Caitlin, L.T, 2003. Using electromagnetic induction methods to Measure agricultural soil salinity and its effects on adjacent native vegetation, University of Western Australia, Western Australia.
8. Conway, T,. 2001. Plant materials and techniques for brine site reclamation, plant materials technical note No 25, U.S. department of Agriculture- Natural Resource Conservation Service, Bridger, Montana
9. Gonzalez, N. LM., Toth, T and Garcia, D,. 2004. Integrated management for sustainable use of salt affected soils in Cuba, *Universidad Y Ciencia*, 20 (40): 86-102 Jim, M. 2002. *Managing Salt Affected Soils*, NRCS, South Dakota
10. Hanay A, Fatih B, Fatih MK, Mustafa YC, (2004). Reclamation of Saline- Sodic Soils with Gypsum and MSW Compost. *Comp. Sci. Util.* 12(2):175-179.
11. Islam MA, Islam S, Akter A and Rahman MH, 2017. Effect of Organic and Inorganic Fertilizers on Soil Properties and the Growth, Yield and Quality of Tomato in Mymensingh, Bang. *Agri.* 7 (18): 2-7
12. Joachim H. J. R. Makoi and Patrick A. Ndakidemi, 2007. Reclamation of sodic soils in northern Tanzania, using locally available organic and inorganic resources, *African Journal of Biotechnology* Vol. 6 (16), pp. 1926-1931, 20 August 2007
13. Mitchell JP, Shennan C, Singer MJ, Peters DW, Miller RO, Prichard T, Grattan SR, Rhoades JD, May DM, Munk DS, (2000) . Impacts of gypsum and winter cover crops on soil physical properties and crop productivity when irrigated with saline water. *Agric Water Manage* 45:55–71
14. Mikanova O, Simon T, Javurek M and Vach M, 2012. Relationships between winter wheat yields and soil carbon under various tillage systems. *Plant Soil Environ.* 12: 540–544.
15. Mohamed K. Abdel-Fattah, 2012. Soil Science Department, Faculty of Agriculture, Zagazig University, Egypt, PP 30-38,
16. Muhammad Anwar Zaka , Khalil Ahmed, Hafeezullah Raza, Muhammad Sarfraz, Helge Schmeisk, 2018. Effectiveness of compost and gypsum for amelioration of saline sodic soil in rice wheat cropping system. *Asian J Agri & Biol.* 2018;6(4):514-523
17. Munns R, Richard AJ and Lauchli A, 2006. Approaches to increasing the salt tolerance of wheat and other cereals. *J. Exp. Bot.* 57(5): 1025-1043.
18. Nan J, Chen X, Wang X, Lashari MS, Wang Y, Guo Z and Du Z, 2016. Effects of applying flue gas desulfurization gypsum and humic acid on soil physicochemical properties and rapeseed yield of a saline-sodic cropland in the eastern coastal area of China. *J. Soil Sedi.* 16: 38-50.
19. Qadir M, Tubeileh A, Akhtar J, Larbi A, Minhas PS, Khan MA, (2008). Productivity enhancement of salt-affected environments through crop diversification. *Land Degrad Dev* 19:429–453
20. Shaaban M, Abid M and Abou S, 2013. Amelioration of salt affected soils in rice paddy system by application of organic and inorganic amendments. *Plant Soil Environ.* 59(5): 227–233.
21. Tamir, H, 2004. Desertification in Ethiopian highlands, Norwegian Church Regional Senior Consultant on Environment and Natural Resource Management, Report No. 200, Addis Ababa, Ethiopia.
22. Tejedor, M., Jimenez, C. C. & Diaz, F. 2003. Use of volcanic mulch to rehabilitate saline-sodic soils, *Journal of Soil Science Society of America*, 67:1856–1861.
23. Tejada M, Garcia C, Gonzalez JL, Hernandez MT, (2006). Use of organic amendment as a strategy for saline soil remediation: Influence on the physical, chemical and biological properties of soil. *Soil Biol Biochem* 38:1413–1421
24. Warrick, A.W,. 2004. Soil physics, *Soil Science Society of America, Journal of Vadose Zone* 3: 727
25. Wong VNL, Dalal RC, Greene RSB, (2009). Carbon dynamics of sodic and saline soil following gypsum and organic material additions: laboratory incubation. *Appl Soil Ecol* 41:29–40
26. Wienhold, B.R. and T.P. Trooien,. 1995. Salinity and sodicity changes under irrigated alfalfa in the Northern Great Plains. *Soil Sci. Soc. Am. J.* 59: 1709-1714.
27. Zaka MA, Mujeeb F, Sarwar G Hassan NM and Hassan G, 2003. Agromelioration of Saline Sodic soils. *Online J. Biol. Sci.* 3(3): 329-334.
28. Ziad, A., Ferdinand, B. & Ramata, M,. 2004. Modeling the Backscattering Coefficient of Salt-affected soils: Application to Wadi El-natural bottom, Egypt, *EARSel Proceedings*, 3, 3/2004 Université de Sherbrooke, CARTEL, Sherbrooke, Québec, Canada.