

Solvent-free synthesis of polymethoxy and dichloro p-nitrophenyl hydrazones

Babalola SA^{1*}, Idris AY¹, Sani YM¹, Hamza A¹, Igie N², Muhammad H¹, Erumiseli OG¹, Bakare LO¹

To Cite:

Babalola SA, Idris AY, Sani YM, Hamza A, Igie N, Muhammad H, Erumiseli OG, Bakare LO. Solvent-free synthesis of polymethoxy and dichloro p-nitrophenyl hydrazones. *Drug Discovery*, 2022, 16(37), 63-67

Author Affiliation:

¹Department of Pharmaceutical and Medicinal Chemistry, Ahmadu Bello University, Zaria, Nigeria.

²Department of Chemistry and Biochemistry, The University of Texas at Dallas, Richardson, USA.

Email: nosakhare.igie@utdallas.edu ORCID: 0000-0001-7590-0757

*Corresponding author:

Babalola Sodeeq Adewale, Department of Pharmaceutical and Medicinal Chemistry

Faculty of Pharmaceutical Sciences, Ahmadu Bello University, Zaria, Kaduna State, Nigeria; Email: wale.babalola91@gmail.com, Tel:

+2347058199796

ORCID: 0000-0003-0580-0595

Peer-Review History

Received: 11 February 2022

Reviewed & Revised: 15/February/2022 to 18/April/2022

Accepted: 20 April 2022

Published: 23 April 2022

Peer-review

External peer-review was done through double-blind method.



© The Author(s) 2022. Open Access. This article is licensed under a [Creative Commons Attribution License 4.0 \(CC BY 4.0\)](https://creativecommons.org/licenses/by/4.0/), which permits use, sharing, adaptation, distribution and reproduction in any medium or format, as long as you give appropriate credit to the original author(s) and the source, provide a link to the Creative Commons license, and indicate if changes were made. To view a copy of this license, visit <http://creativecommons.org/licenses/by/4.0/>.

ABSTRACT

A solvent-free method for the synthesis of novel p-nitrophenyl hydrazones was successfully developed. The condensation of the p-nitrophenyl hydrazine with aromatic aldehydes through this mechanochemical technique furnished three products **3a-c** with moderate to high yield. The developed method is eco-friendly, efficient, simple, and convenient, and indicated high reproducibility, short reaction time, catalyst-free, simple workup, and afforded pure and unsolvated products.

Keywords: Green synthesis, p-nitrophenyl hydrazine, solvent-free, mechanochemistry, p-nitrophenyl hydrazine

1. INTRODUCTION

Over many decades now, enormous research has been innovated for the development of environmentally benign reactions with are both cost-effective and technologically feasible ^[1-2]. The green chemistry campaign started under pollution prevention legislation way back in 1990 ^[1], this legislation has given rise to the development of new technologies and techniques such as ultrasound, microwave, photochemical, and/or mechanical devices required in order to carry out ecologically beneficial reactions. In addition, this regulation has made organic compound synthesis in more environmentally friendly ways more visible. ^[3,5] Environmentally sustainable synthetic techniques have lately received considerable attention, and a number of solvent-free procedures have been developed. Many other appealing characteristics of working without solvent have been described in the literature, with yields typically exceeding 90% and averaging around 95%. Because of the method's selectivity, it has resulted in fewer byproducts and the elimination during purification stages seen in pharmaceutical ingredients and treatments. Recently, the mechanochemistry approach has seen a boom of interest. The advantages of solvent-free or solid-state synthesis over traditional solvent-based synthesis comprise shorter reaction times, efficient reactions with minimum energy requirements, good to high yields, and easier work-up methods ^[6]. The use of volatile organic compounds (VOC) and other harmful substances in traditional solvent-based procedures results in the emission of

hazardous effluents and the resulting environmental problems^[1,3,4] and genetic mutations on public health and the implications disorders including cancers. Pierrick *et al.* reported the solvent-free synthesis of Boc-, Bz-, Fmoc-, and tosyl-hydrazones from aldehydes and their subsequent N-alkylation in a ball mill^[7]. Mehtab *et al.* reported the development of the solvent-free synthesis of hydrazones catalyzed by Bronsted acid ionic liquid (BAIL) [Et₃NH][HSO₄]^[8]. Oliveira *et al.* reported the synthesis of therapeutically active phenol hydrazones via a solvent-free mechanochemistry route^[9]. Harith and Aymen reported the microwave-assisted synthesis of oxobenzotriazine hydrazides under solvent-free conditions^[10]. Singh *et al.* reported the microwave-assisted synthesis of corrosion inhibitors series of thiophene hydrazones under solvent-free solvent-free conditions^[11]. Crawford *et al.* reported the solvent-free and continuous flow synthesis of hydrazone-base active pharmaceutical ingredients using Twin-Screw Extrusion^[12].

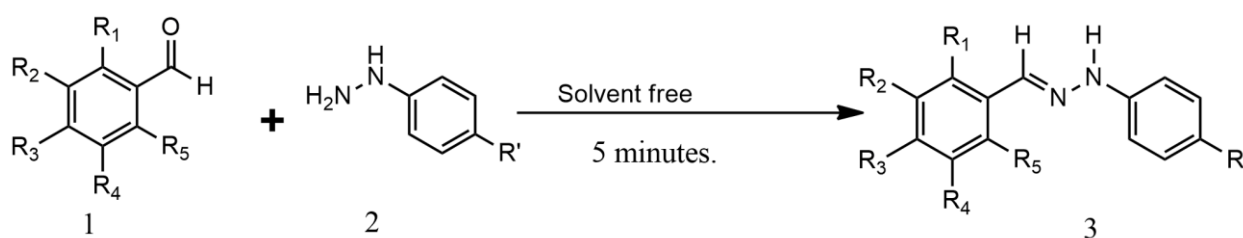
Hydrazones are topical in medicinal and bio-organic chemistry with intrinsic biological activities including anti-inflammatory^[13-16], anti-cancer^[17], anticonvulsant^[21], antidepressant^[22], analgesic^[23], antioxidant^[18], antimicrobial^[19], antiviral^[24], antimycobacterial^[25], antimalarial^[26], antiplatelet^[27], vasodilator^[28], cardioprotective^[20], and the central nervous system^[29] activities. Hydrazones are also useful as delivery agents in medical biotechnology applications. Hydrazones are useful as synthetic intermediates in the synthesis of medicinally significant heterocyclic compounds, and they have a wide range of applications in synthetic chemistry as ligands in complex formation.

2. EXPERIMENTAL

Sigma-Aldrich provided all of the chemicals, which were utilized without additional purification. Electrothermal Engineering LTD 9100 apparatus was used to measure the melting points. The FTIR spectra were acquired using Agilent technologies spectrophotometer model 543, and the ¹H and ¹³C NMR spectra were derived with a Bruker AMX 400 MHz spectrometer operating at 400 MHz and 100 MHz respectively. Chemical shifts (δ) are expressed in parts per million and are calculated using the NMR solvent peak as a reference point.

General procedure: Synthesis of p-nitrophenyl hydrazones 3a-c

Equimolar quantities of p-nitrophenyl hydrazine **2** (1 mmol) and each of the aromatic aldehydes (1 mmol) were grounded in a universal tube with the aid of a glass rod for 5 minutes. The reactions were carried out at room conditions. The progress of the reaction was monitored using TLC. On completion, the mixture product was transferred into a beaker and 20 ml of cold 2 M hydrochloric acid was added and stirred to scavenge the possible unreacted p-nitrophenyl hydrazine **2**. The products were precipitated were filtered, dried, and subsequently washed with 30 ml of cold distilled water and 20 ml of cold 95% ethanol stepwisely to afford colored powdered products **3a-c** in moderate to high yield.

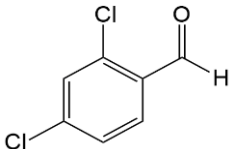
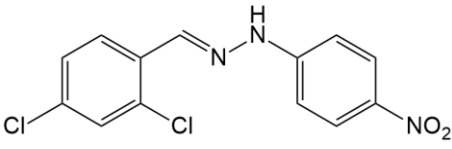
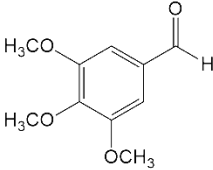
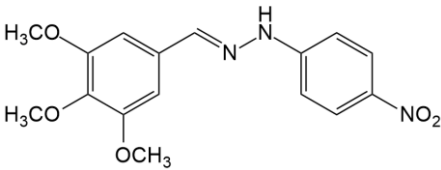
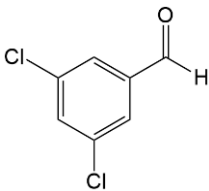
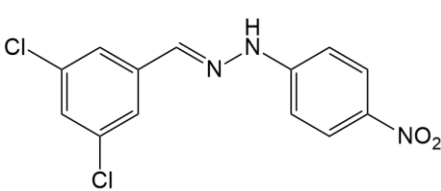


Scheme 1: Synthesis of p-nitrophenyl hydrazones.

Compound	R ₁	R ₂	R ₃	R ₄	R ₅	R'
3a	Cl	H	Cl	H	H	NO ₂
3b	H	OCH ₃	OCH ₃	OCH ₃	H	NO ₂
3c	H	Cl	H	Cl	H	NO ₂

3. RESULTS

Table 1: Synthesis of compounds **3a-c** under solventless conditions.

Entry	Aldehyde	Product	Time (min)	Yield (%)	Mp (°C)
1			5	57.28	226-228
2			5	30.51	198-201
3			5	32.69	257-259

1-(2,4-dichlorobenzylidene)-2-(4-nitrophenyl)hydrazine 3a. Yield 57.28%, chrome yellow powder, mp 226-228 °C. IR (KBr, cm⁻¹): 3265 (N-H), 3078 (C-H_{imine}), 1587 (C=N), 1498 (NO₂), 1461 (C=C_{aromatic}), 1300 (C-N_{aniline}), 1043 (C-Cl). ¹H NMR spectrum (400 MHz, DMSO-*d*₆) δ, ppm: 7.18 d (2H_{arom}, *J* = 8.2 Hz), 7.47 d (1H_{arom}, *J* = 8.5 Hz), 7.65 d (1H_{arom}, *J* = 1.8 Hz), 8.05 d (1H_{arom}, *J* = 8.6 Hz), 8.13 d (2H_{arom}, *J* = 9.0 Hz), 8.29 s (1H_{imine}), 11.61 s (1H, NH). ¹³C NMR spectrum (101 MHz, DMSO-*d*₆) δ, ppm: 112.10, 126.54, 127.98, 128.29, 129.71, 131.39, 133.16, 134.36, 136.58, 139.43, 150.43.

1-(4-nitrophenyl)-2-(3,4,5-trimethoxybenzylidene)hydrazine 3b. Yield 30.51%, brick red powder, mp 198-201 °C. IR (KBr, cm⁻¹): 3283 (N-H), 2929 (C-H_{imine}), 2840 (C-H_{methoxy}), 1591 (C=N), 1494 (NO₂), 1412 (C=C_{aromatic}), 1125 (C-N_{aniline}). ¹H NMR spectrum (400 MHz, DMSO-*d*₆) δ, ppm: 3.69 s (3H, OCH₃), 3.85 s (6H, OCH₃), 7.05 s (2H_{arom}), 7.19 d (2H_{arom}, *J* = 7.6 Hz), 7.97 s (1H_{imine}), 8.13 d (2H_{arom}, *J* = 8.7 Hz), 11.30 s (1H, NH). ¹³C NMR spectrum (101 MHz, DMSO-*d*₆) δ, ppm: 56.35, 60.54, 104.15, 111.69, 126.58, 130.65, 138.67, 139.02, 142.24, 150.98, 153.60.

1-(3,5-dichlorobenzylidene)-2-(4-nitrophenyl)hydrazine 3c. Yield 32.69%, bright yellow powder, mp 257-259 °C. IR (KBr, cm⁻¹): 3254 (N-H), 3075 (C-H_{imine}), 1580 (C=N), 1476 (NO₂), 1416 (C=C_{aromatic}), 1297 (C-N_{aniline}), 957 (C-Cl). ¹H NMR spectrum (400 MHz, DMSO-*d*₆) δ, ppm: 7.25 d (2H_{arom}, *J* = 8.1 Hz), 7.59 s (1H_{arom}), 7.79 s (2H_{arom}), 7.98 s (1H_{imine}), 8.15 d (2H_{arom}, *J* = 9.1 Hz), 11.55 s (1H, NH). ¹³C NMR spectrum (101 MHz, DMSO-*d*₆) δ, ppm: 112.23, 124.96, 126.50, 128.38, 135.00, 138.80, 139.44, 145.24, 150.52.

4. DISCUSSION

We report the solvent-free synthesis of three novel para-nitrophenyl hydrazones cleanly and efficiently in short reaction times without using any acid catalyst under solventless conditions and at room temperature. 4-nitrophenyl hydrazine 1 was with condensed aromatic aldehydes having electron-withdrawing or electron-donating groups (2,4-dichloro benzaldehyde, 3,5-dichloro benzaldehyde, and 3,4,5-trimethoxy benzaldehyde). The hydrazones **3a-c** were prepared by the reaction between the equimolar quantity of 4-nitrophenyl hydrazine and the said aromatic aldehyde **2a-c** in solvent-free condition during 2-5 minutes at room condition. These reactions required no need for a solvent or an inert environment. Each of the compounds was purified and isolated from the reaction mixture by washing with freshly prepared cold 2 M hydrochloric acid followed by cold distilled water and cold 95% ethanol step-wisely with moderate to high yields (30-57%). The results of these reactions are revealed in table 1 above.

The spectroscopic spectra data of the new p-nitrophenyl hydrazones were elucidated for their chemical structures. In the FTIR spectra, the characteristic imine C=N and N-H stretching frequencies at ν 1580 – 1591 cm^{-1} and ν 3254 – 3283 cm^{-1} were noticed. In the ^1H NMR spectra data, the imine proton and N-H were resonated at $\delta = 7.97 - 8.29$ ppm and $\delta = 11.30 - 11.61$ ppm respectively, the methoxy protons of compound 3b were resonated at $\delta = 3.85 - 3.69$ ppm, aromatic hydrogens of the phenyl rings were resonated as singlets and multiplets at $\delta = 8.29 - 7.05$ ppm. We have successfully established the synthesis of p-nitrophenyl hydrazones through a solvent-free approach that is rapid, easy, efficient, and uncatalyzed.

5. CONCLUSION

We devised a green chemistry technique for the synthesis of p-nitrophenyl hydrazones. The technique's generality and simplicity, catalyst-free conditions, lack of an organic solvent, fast reaction time, simple and efficient workup, and unsolvated pure products in significant yields are all environmental advantages. At the end of this experiment, we obtained a yield of 57.28%, 30.51% and 32.69% for the synthesis of (E)-1-(2,4-dichlorobenzylidene)-2-(4-nitrophenyl)hydrazine, (E)-1-(4-nitrophenyl)-2-(3,4,5-trimethoxybenzylidene) hydrazine and (E)-1-(3,5-dichloro benzylidene)-2-(4-nitrophenyl)hydrazine respectively.

Acknowledgment

We acknowledge Dr. Olayiwola Bello of the University of Ilorin for moral and financial support.

Conflict of Interest:

The authors declare that there are no conflicts of interests.

Ethical approval

Not applicable.

Data and materials availability:

All data associated with this study are present in the paper.

REFERENCES

- Sainath Zangade and Pravinkumar Patil. A Review on Solvent-free Methods in Organic Synthesis. *Current Organic Chemistry*, 23, (2019) 2295-2318.
- Hossein Naeimi, Hashem Sharghi, Fariba Salimi, and Khadijeh Rabiei. Facile and Efficient Method for Preparation of Schiff Bases Catalyzed By $\text{P}_2\text{O}_5/\text{SiO}_2$ under Free Solvent Conditions. *Heteroatom Chemistry Volume 19, Number 1* (2008).
- V. Koteswara Rao, S. Subba Reddy, B. Satheesh Krishna, K. Reddi Mohan Naidu, and C. Naga Raju. Synthesis of Schiff's bases in aqueous medium: a green alternative approach with effective mass yield and high reaction rates. *Green Chemistry Letters and Reviews Vol. 3, No. 3, September 2010*, 217-223. Taylor & Francis.
- Duha Adnan, Bijender Singh, Surinder Kumar Mehta, Vinod Kumar, and Ramesh Kataria. Simple and solvent-free practical procedure for chalcones: An expeditious, mild and greener approach. *Current Research in Green and Sustainable Chemistry 3*, (2020) 100041.
- Sunita Bhagat, Nutan Sharma, and Tejpal Singh Chundawat. Synthesis of Some Salicylaldehyde-Based Schiff Bases in Aqueous Media. *Journal of Chemistry*, Volume 2013, Article ID 909217, (2013) 4 pages. <http://dx.doi.org/10.1155/2013/909217>. Hindawi Publishing Corporation.
- Abbas Shockravi, Mahdieh Sadeghpour, and Abolfazl Olyaei. Simple and Efficient Procedure for the Synthesis of Symmetrical Bis-Schiff Bases of 5,5'-Methylenebis(2-aminothiazole) Under Solvent-free Conditions. *Synthetic Communications 1*, (40) (2010). 2531-2538. Taylor & Francis Group, LLC.
- Pierrick Nun, Charlotte Martin, Jean Martinez, Frédéric Lamaty. Solvent-free synthesis of hydrazones and their subsequent N-alkylation in a Ball-mill. *Tetrahedron, Elsevier*, 67 (42), (2011) pp. 8187-8194. 10.1016/j.tet.2011.07.056. hal-00623809
- Mehtab Parveen, Shaista Azaz, Ali Mohammed Malla, Faheem Ahmad, Pedro Sidonio Pereira da Silva *et al.* Solvent-free, $[\text{Et}_3\text{NH}][\text{HSO}_4]$ catalyzed facile synthesis of hydrazone derivatives. *Royal Society of Chemistry* (2014). DOI: 10.1039/c4nj01666a
- Oliveira P. F. M., Baron M., Chamayou A., Andre-Barr`es C., Guidetti B. and Baltas M. Solvent-free mechanochemical route for green synthesis of pharmaceutically attractive phenol hydrazones. *RSC Advances*, Royal Society of

- Chemistry, 2014, 4 (100), p.56736-56742. 10.1039/c4ra10489g-hal-01625025
10. Harith M. Al-Ajely and Aymen N. Yassen. Microwave Synthesis of some Substituted Hydrazones under Solvent-Free Conditions. *International Journal of Scientific & Engineering Research* Volume 8, Issue 5, May-2017 1854 ISSN 2229-5518
 11. Singh A.K., Thakur S., Pani B., B. Chugh B., Lgaz H. *et al.* Solvent-free microwave-assisted synthesis and corrosion inhibition study of a series of hydrazones derived from thiophene derivatives: Experimental, surface, and theoretical study. *Journal of Molecular lipids* (2019). <https://doi.org/10.1016/j.molliq.2019.03.126>
 12. Crawford, D. E., Porcheddu, A., McCalmont, A. S., Delogu, F., James, S. L. *et al.* Solvent-free, Continuous Synthesis of Hydrazone-Based Active Pharmaceutical Ingredients by Twin-Screw Extrusion. *ACS Sustainable Chemistry & Engineering*, 8(32), (2020) 12230-12238. <https://doi.org/10.1021/acssuschemeng.0c03816>
 13. Hayder M. Abdulhamza and Muthanna S. Farhan. Synthesis, Characterization and Preliminary Anti-inflammatory Evaluation of New Fenoprofen Hydrazone Derivatives. *Iraqi J Pharm Sci*, Vol. 29 (2) (2020).
 14. Wang Shi-Meng, Gao-Feng Zha, K. P. Rakesh *et al.* Synthesis of benzo[d]thiazole-hydrazone analogs: molecular docking and SAR studies of potential H⁺/K⁺ ATPase inhibitors and anti-inflammatory agents. *MedChem Comm. Royal Society of Chemistry* (2017).
 15. A.L.V. Kumar Reddy and Niren E Kathale. Synthesis and Anti-inflammatory Activity of Hydrazide-Hydrazones Bearing Anacardic Acid and 1,2,3-Triazole Ring Based Hybrids. *Orient. J. Chem.*, Vol. 33(6), (2017) 2930-29 36.
 16. Abadi, A.H.; Eissa, A.A.H.; Hassan, G.S. Synthesis of novel 1,3,4-trisubstituted pyrazole derivatives and their evaluation as antitumor and antiangiogenic agents. *Chem. Pharm. Bull.* 51, (2003) 838-844.
 17. Ziad Moussa, Mohammed Al-Mamary, Sultan Al-Juhani *et al.* Preparation and biological assessment of some aromatic hydrazones derived from hydrazides of phenolic acids and aromatic aldehydes. *Heliyon* 6; (2020). e05019. www.cell.com/heliyon.
 18. Lee Y. J., Jeong W. K., Shin S., Lee U. J. and Kim Y. Discovery of novel selective inhibitors of *Staphylococcus aureus* β - ketoacyl acyl carrier protein synthase III, *Eur. J. Med. Chem.*, 47, (2012) 261-269.
 19. El-Sabbagh OI., Shabaan MA., Kadry HH. And Al-Din ES. New octahydroquinazoline derivatives: Synthesis and hypotensive activity, *Eur. J. Med. Chem.*, 45, (2010) 5390-5396.
 20. Ragavendran, J.; Sriram, D.; Patel, S.; Reddy, I. and Bharathwajan, N. *et al.* Design and synthesis of anticonvulsants from a combined phthalimide-GABA-anilide and hydrazone pharmacophore. *Eur. J. Med. Chem.* 42, (2007) 146-151.
 21. Ergenç, N.; Günay, N.S. Synthesis and antidepressant evaluation of new 3-phenyl-5-sulfonamidoindole derivatives, *Eur. J. Med. Chem.* 1998, 33, 143-148.
 22. Nawaf A. Alsaif, Mashooq A. Bhat, Mohamed A. Al-Omar, Hanaa M. Al-Tuwajiri, Ahmed M. Naglah *et al.* Synthesis of Novel Diclofenac Hydrazones: Molecular Docking, Anti-Inflammatory, Analgesic, and Ulcerogenic Activity. *Journal of Chemistry* (2020). Hindawi <https://doi.org/10.1155/2020/4916726>
 23. Abdel-Aal, M.T.; El-Sayed, W.A.; El-Ashry, E.H. Synthesis and antiviral evaluation of some sugar arylglycinoylhydrazones and their oxadiazoline derivatives. *Arch. Pharm. Chem. Life Sci.* (2006), 339, 656-663.
 24. Bukowski L.; Janowiec, M. 1-Methyl-1H-2-imidazo[4,5-b]pyridinecarboxylic acid and some derivatives with suspected antituberculous activity. *Pharmazie*, 51, (1996) 27-30.
 25. Gemma, S.; Kukreja, G.; Fattorusso, C.; Persico, M.; Romano, M.; Altarelli, M.; Savini, L.; Campiani, G.; Fattorusso, E.; Basilico, N. Synthesis of N1-arylidene-N2-quinolyl- and N2-acrydinylhydrazones as potent antimalarial agents active against CQ-resistant *P. falciparum* strains. *Bioorg. Med. Chem. Lett.* (2006), 16, 5384-5388.
 26. Jordao A. K., Sathler PC., Ferreira VF., Campos VR., de Souza MCBV. *et al.* Synthesis, antitubercular activity, and SAR study of N-substituted phenylamino-5-methyl-1H-1,2,3-triazole-4-carbohydrazides, *Bioorg. Med. Chem.*, 19, (2011), 5605-5611.
 27. Silva, A.G.; Zapata-Suto, G.; Kummerle, A.E.; Fraga, C.A.M.; Barreiro, E.J. *et al.* Synthesis and vasodilatory activity of new N-acyl hydrazone derivatives, designed as LASSBio-294 analogs. *Bioorg. Med. Chem.* 13, (2005) 3431-3437.
 28. Gage JL., Onrust R., Johnston D., Osnowski A., MacDonald W. N-Acylhydrazones as inhibitors of PDE10A, *Bioorg. Med. Chem. Lett.*, 21, (2011) 4155-4159.